

PFEIFER ISOFER



06/2014

DEBRIS STOP 200-HM

Protection Barrier
against Spontaneous
Shallow Landslides

DEBRIS **STOP**

PFEIFER ISOFER AG

HASENTALSTRASSE 8
CH-8934 KNONAU

TELEFON +41 (0) 44 - 768 55 55

TELEFAX +41 (0) 44 - 768 55 30

E-MAIL info@pfeifer-isofer.ch

INTERNET www.pfeifer-isofer.ch

The rising risk of debris flows



According to PLANAT, 6% of all Swiss territory could potentially be affected by the threat of landslides. As a result of global climate change and the associated increase in heavy precipitation, landslides on steep slopes are likely to become more frequent. An increase in such events must therefore be anticipated in the future.

Spontaneous, shallow landslides and debris flows, in which vegetation is sliding together with the water-saturated topsoil, are a highly dynamic process. Once in motion, the mixture of stones, wood, soil, vegetation and water flows downhill at a speed of up to 35 km/h.

Until now, vulnerable areas such as roads, railwaylines and exposed buildings have been protected by reinforced walls or dams. However, a more efficient and cost-effective method of protection has now been developed in the form of the flexible „DEBRIS STOP 200-HM“ debris flow protection system.

1 Granular debris flow, Hong Kong

2 Spontaneous shallow landslide, Switzerland

3 Debris flow hazard, Lantau Island, Hong Kong



Protection concept: Effective protection against debris flows

Our ISOSTOP rockfall barriers have performed against numerous landslides and showed impressively the protection they offer against hillsides.

PFEIFER ISOFER subsequently developed an optimised debris flow system that was successfully tested in a 1:1 scale test in summer 2012.

The DEBRIS STOP 200-HM system consists of hinged mounted HE pillars supported by retaining ropes, brake elements, upper and lower support ropes and a net known as the FLEXNET. Brakes on the support ropes and post heads ensure that energy is dissipated as required. Loads can be transferred to the ground by the various options of anchoring products.

At a height of 3.5 m, the system can withstand pressure reaching up to 200kN/m². This compactly designed system is therefore clearly superior to conventional protective measures.



- 1 DEBRIS STOP 200-HM detail-screen
- 2 Debris flow protection with the ISOSTOP barrier
- 3 DEBRIS STOP 200-HM general view





The Components

→ FLEXNET

The new patented FLEXNET is characterized by a high energy absorption and also a high flexibility. Impacted by a debris flow the FLEXNET provides the draining of the debris material and minimizes the load on the system.

→ Break element

The key element of the DEBRIS STOP system is the brake element with linear course of force along the entire brake path. Its simple construction and the low weight allow an easy handling.

→ Net attachment

For cable-protecting sliding of the net on support cables and faster installation, the net of the DEBRIS STOP barrier are fixed by shackles. In case of maintenance, net sections can be easily opened and the system can be unloaded.

→ Columns and base plates

HE profiles are used in the post design of the DEBRIS STOP series. The transport and installation weight is thus comparatively low, which is a special benefit for helicopter installation.

→ Anchoring

For anchoring the DEBRIS STOP system PFEIFER ISOFER provides several types of anchors:

- Spiral cable anchors
- Bow-plate for anchor rods
- Ear anchor for anchor rods

→ Packaging

The DEBRIS STOP FLEXNET can be easily folded during the production, so the space for transportation and storage is reduced enormously. Optionally, the net can be premounted to the posts.

The proof of a high absorption capacity

The DEBRIS STOP 200-HM system has demonstrated its impressive capacity against shallow landslides by means of comprehensive testing in 1:1 scale.

Using a test site specially developed for this experiment, a total of 50m³ of debris flow material with a density of approx. 1,900 kg/m³ was poured down a slide with a length of 55 m. The test system was built on a steep slope (in excess of 40°) with the aim of achieving a speed similar to that of debris flows at 10 m/s.

Another typical characteristic of debris flows is the sudden release of the sliding mass. To open the container hatches at the same time, the ropes holding them in place were severed in controlled detonations and the material was suddenly released.

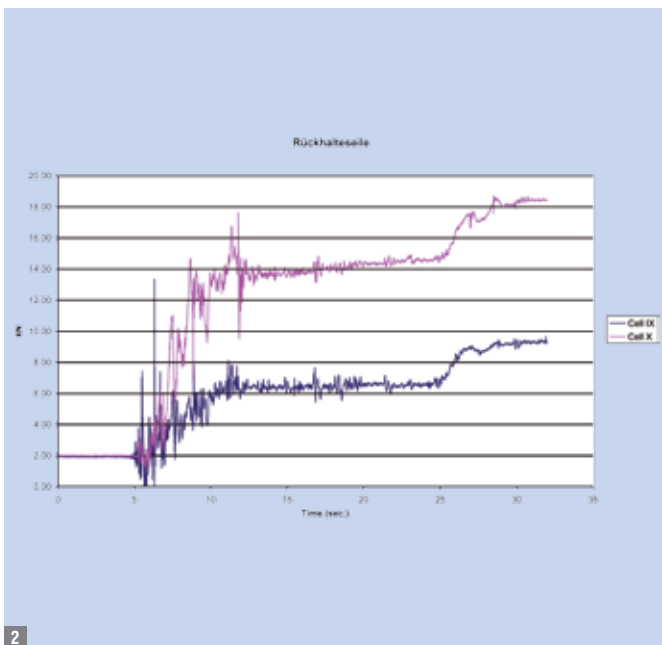
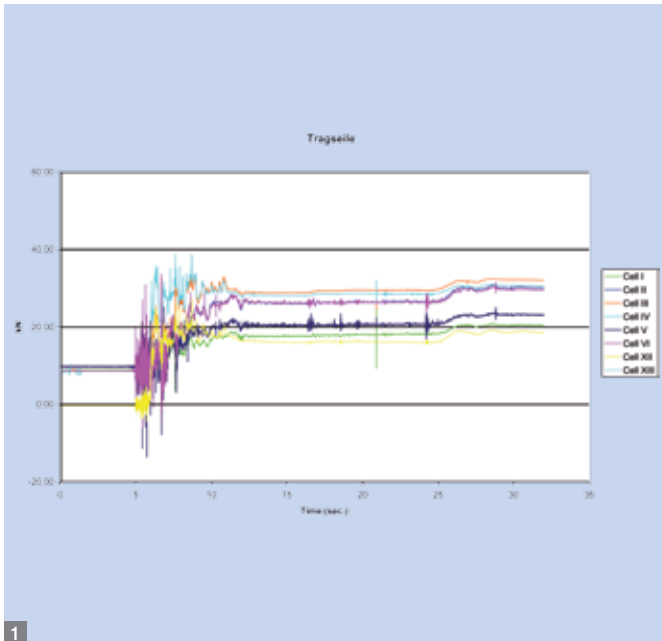
A total of 10 load cells with a sampling rate of 1,200 measurements per second gathered extensive load data. Two high-speed cameras were installed in front and side positions so that the filling process could be monitored as closely as possible.



- 1 Release device
- 2 Load measurement on post
- 3 Entire test set-up



Test results



The test results illustrate the key characteristics of a debris flow. It was noticed that, due to material drainage, internal friction in the net increases as it traps the sliding mass and leads to the formation of a wedge of earth that reduces the dynamic load on the contact front.

This behaviour is demonstrated in particular by the level of force existing on the retaining ropes, where high load values can only be observed at the beginning of the filling process.

The DEBRIS STOP 200-HM contains brake elements and the FLEXNET to reduce this impact stress. During the test, the FLEXNET absorbed almost all of the impact energy of the debris flow. This caused the net to stretch by 0.8 m. The material was directed from the middle of the net to the lateral fields so that the pressure could be distributed more evenly.

With the exception of the FLEXNET, no system components suffered plastic deformation. The system still has reserves for a maximum pressure of 200 kN/m^2 , making it possible to fight further debris flow incidents.

- 1 Force diagram for support ropes
- 2 Force diagram for retaining ropes
- 3 DEBRIS STOP 200-HM filled up



Technical Data ISOFER DEBRIS STOP 200-HM

Product	
Resistance	200 kN/m ²
System height	3.5 m

Support Structure	
Type of post	HEB 200, zinc coated EN ISO 1461
Ground plate	Type Looseground/Rock, zinc coated EN ISO 1461

Interception structure	
Net	FLEXNET
Mesh	250 x 250 mm
Mesh-rope (Ø)	12 mm Steelrope EN-12385-4, zinc coated EN 10244-2 Cl.B
Additional layer	Hexagonal wire mesh
Mesh	80 x 100 mm
Mesh-wire (Ø)	2.7 mm, zinc coated EN 10244-2 Cl. A

Brakes	
Type of brake	Rope brake
Braking cable (Ø)	18 mm / 24 mm
Braking distance	1500 mm / 2500 mm

Ropes	
Main cable (Ø)	22 mm Steelrope EN-12385-4, zinc coated EN 10244-2 Cl.B
Lateral cable (Ø)	24 mm Steelrope EN-12385-4, zinc coated EN 10244-2 Cl.B
Retention cable (Ø)	22 mm Steelrope EN-12385-4, zinc coated EN 10244-2 Cl.B


Connecting components	
Shackle	EN 13889, zinc coated
Bow cable clip	EN 13411, chromated

Anchoring	
Post anchor	GEWI bar D = 32 mm
Lateral anchor	GEWI bar D = 32 mm
Retention anchor	GEWI bar D = 32 mm

Approval	
Test report	TSUS European Testing Institute

Product benefits at a glance

- Tested under survey of an official testing and research institute (TSUS)
- Tested in realistic flow conditions
- Capture of an impact force of 200 kN/m²
- FLEXNET provides the draining of the debris material
- Overload cables provide the structural integrity in overload cases
- Easy to install
- Easy maintenance due to modular construction
- Low anchor forces
- Patented individual parts



PFEIFER ISOFER

PFEIFER Headquarters

PFEIFER SEIL- UND HEBETECHNIK GMBH

Dr.-Karl-Lenz-Straße 66
D-87700 MEMMINGEN
Tel. +49 (0)8331-937-0
Fax +49 (0)8331-937-294
E-Mail info@pfeifer.de
Internet www.pfeifer.info

Distribution Protection products

■ Switzerland

PFEIFER ISOFER AG
Hasentalstrasse 8
CH-8934 KNONAU
Tel. +41-44-768-55-55
Fax +41-44-768-55-30
E-Mail info@pfeifer-isofer.ch
Internet www.pfeifer-isofer.ch

■ Italy, Greece, Portugal, Slovakia

PFEIFER ISOFER AG
Mobil +421-911627292
E-Mail officeitalia@pfeifer-isofer.ch

■ Spain, Andorra

PFEIFER ISOFER AG
Tel. +34-965940811
Mobil +34-608243578
E-Mail reinaldo@isoferspain.es

■ Japan/Taiwan

Shinko Kenzai Ltd.
46, Marushimacho, Amagasaki
660-0086 Hyogo
Tel. +81-(06)-6418-2621
Fax +81-(06)-6418-6701
E-Mail kaihatu@shinkokenzai.co.jp
Internet www.shinkokenzai.co.jp

■ Hong Kong

GeoResources Ltd (GRL)
3, 11/F, Wah Lai Ind. Ctr
Kwei Tei Street
Fotan, N.T.
Tel. +852-2690-1532
Fax +852-2690-4101
E-Mail grl@geotech.imsbiz.com.hk

■ Malaysia

Schwyz Technology Sdn
No. 58, Lorong Setia 1A
Taman Setia, Jalan Johan Setia
41200 Klang, Selangor Darul Ehsan.
Tel. +60-(03)-5162 5412
E-Mail netting13@gmail.com

■ USA/Canada

Trumer North America Inc.
14900 Interurban Ave S., Suite 271 #19
Seattle, Washington, 98168
United States
Tel. +1-(855)-732-0325
Mobil +1-(604)-908-9989
E-Mail a.bichler@trumer.cc

Distribution and consultation in the not mentioned countries is carried out by the PFEIFER ISOFER AG, Knonau (Switzerland).

PFEIFER Branches

■ in Germany

PFEIFER DRAKO DRAHTSEILWERK
GMBH & CO. KG
Rheinstraße 19-23
D-45478 MÜLHEIM a.d. Ruhr
Tel. +49-208-42901-0
Fax +49-208-42901-43
E-Mail info@drako.de

■ in Switzerland

PFEIFER ISOFER AG
Hasentalstrasse 8
CH-8934 KNONAU
Tel. +41-44-768-55-55
Fax +41-44-768-55-30
E-Mail info@pfeifer-isofer.ch

■ in Austria

PFEIFER SEIL- UND
HEBETECHNIK GMBH
Harterfeldweg 2
A-4481 ASTEN
Tel. +43-7224-66224-0
Fax +43-7224-66224-13
E-Mail psh-austria@pfeifer.de

■ in Hungary

PFEIFER GARANT KFT.
Gyömrői út 128
HU-1103 BUDAPEST
Tel. +36-1-2601014
Fax +36-1-2620927
E-Mail info@pfeifer-garant.hu

■ in Spain

PFEIFER CABLES Y EQUIPOS
DE ELEVACIÓN S.L.
Avda. de los Pirineos, 25 – Nave 20
San Sebastián de los Reyes
ES-28703 MADRID
Tel. +34-91-659-3185
Fax +34-91-659-3139
E-Mail p-es@pfeifer.de

BARCELONA
Tel. +34-93-589-8446
Fax +34-93-589-8446

BILBAO
Tel. +34-94-405-6332
Fax +34-94-405-6654

■ in USA

PFEIFER WIRE ROPE &
LIFTING TECHNOLOGY INC.
600 Industry Drive
US-HAMPTON, VA 23661
Tel. +1-757 825 2544
Fax +1-757 825 2546
E-Mail info@pfeifer.us.com

■ in Poland

PFEIFER TECHNIKA LINOWA
I DZWIOWA SP. Z O.O.
ul. Wrocławska 68
PL-55330 KREPICE k/Wrocławia
Tel. +48-71-3980760
Fax +48-71-3980769
E-Mail info@pfeifer.pl

■ in the United Kingdom/Ireland

PFEIFER DRAKO LTD.
Marshfield Bank,
Woolstanwood
GB-CREWE CW2 8UY
Tel. +44-1270-587728
Fax +44-1270-587913
E-Mail admin@pfeiferdrako.co.uk

PFEIFER ROPE & TACKLE LTD.
North Road, Marchwood
Industrial Park
GB-SOUTHAMPTON SO40 4BL
Tel. +44-23-8066-5470
Fax +44-23-8066-5471

■ in Brazil

PFEIFER CABOS DE AÇO E
SISTEMAS DE IÇAMENTO LTDA.
Rua da Regeneração, 465
21040-170 RIO DE JANEIRO
Tel. +55-21-2560-0673
E-Mail info@pfeifer-brasil.com

■ in China

PFEIFER STEEL WIRE ROPE
(SHANGHAI) CO., LTD.
No. 159 Yong He Road,
Zha Bei District
SHANGHAI 200072, P. R. C.
Tel. +86-21-56778006
Fax +86-21-56779229
E-Mail info@pfeifer.com.cn

■ in Luxembourg

PFEIFER SOGEQUIP S. À R. L.
Zone Ind. Schiffflange-Foetz
L-3844 SCHIFFFLANGE
Tel. +352-574242
Fax +352-574262
E-Mail sogequip@pt.lu

■ in UAE

PFEIFER MIDDLE EAST WIRE ROPE
& LIFTING TECHNOLOGY FZE
Jebel Ali Free Zone 1, RA08UA07,
PO Box 263081, DUBAI, UAE
Tel. +971-4-883-8445
Fax +971-4-883-8446

■ in Russia

OOO PFEIFER
KANATI & PODJÖMNIJE TEHNOLOGII
RU-119017 MOSCOW
Pyzhevskiy pereulok,
h. 5, bld.1, office 108
Tel. +7-495-363-01-27
Fax +7-495-363-01-28
E-Mail info@pfeiferrussia.ru
RU-193079 ST. PETERSBURG
Tel. +7-812-740-12-24
Fax +7-812-493-48-21